

120W LED Canopy Light (Philips chip)



120W 15600LM

Full-metal with PC cover



SPECIFICATION

120W Canopy Light (Philips Chip)



Features

- The Luminance uniformity of the emitting surface is over 90%.
- High light output and reduced energy consumption of up to 50%.
- Wide angle of deflection with even light distribution.
- No start-up time, no flickering, no humming.
- Independent LED circuit prevents complete blackout in case an LED fails.
- Environmentally friendly, no mercury and no lead.
- Causes no electromagnetic interference.

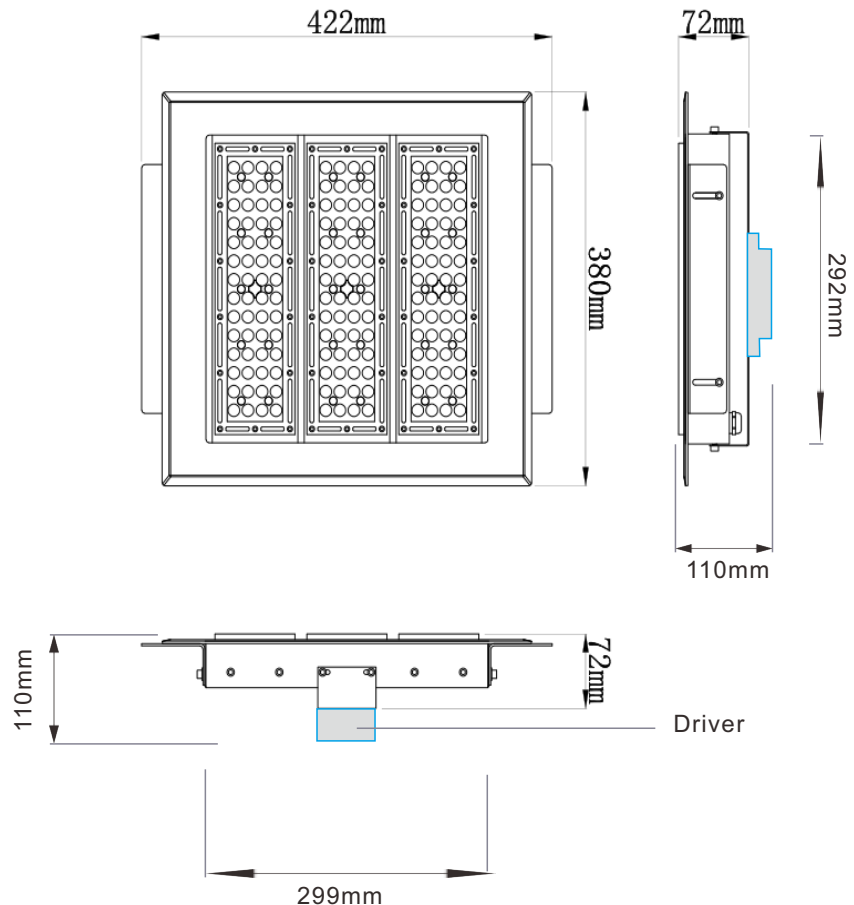
Application

- Gas station

Dimension

Caution

- Please read the user manual before installation.
- Please install, connect and test the lamp according to local regulations. Lamps should always be installed or replaced with care by professional person.
- Ensure the power is switched off before installation.
- Please check whether the lamps are broken or not during shipping, broken items cannot be used anymore.
- Please keep the lamps and accessories away from kids to avoid hurt by mistakes.
- For protecting eyes, please do not watch the luminous surface for a long time.
- Do not cover anything on lamp and keep lamps away from fire or high temperature objects.
- Switch the power off and cool down the lamp before cleaning.
- The lamp is only suitable for weak acid and weak base environment.



Driver

With Mean Well Driver install on the back side of the light



PARAMETER

Model	LED Type	CCT	Input	Power	CRI	Luminous Flux	IP Level	Beam Angle
LU-CL120	Philips SMD 3030	2700-6500K	AC100-277V	120W	>80	15600lm	IP65	120°

Light Source Test Report

POWER: 120W

VOLTAGE: 220V

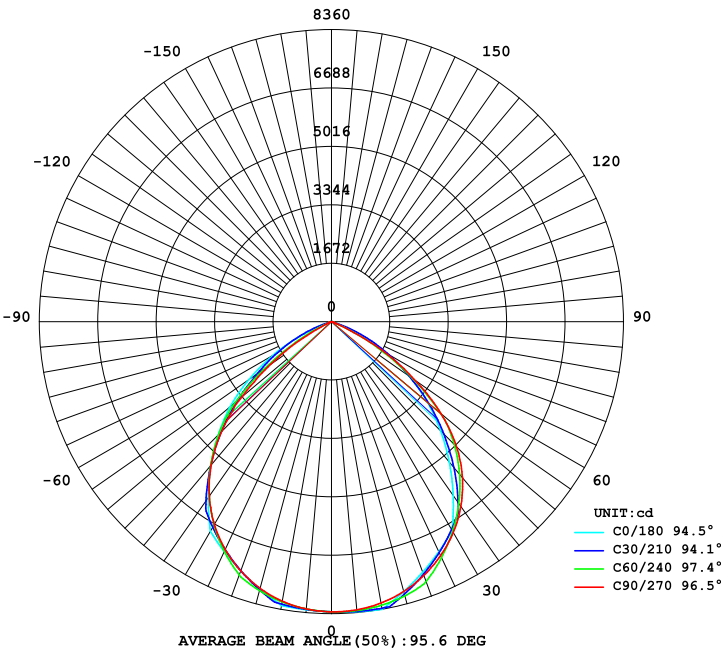
WORKING VOLTAGE: 220.8V

MANUFACTURER: LUCCA LIGHT

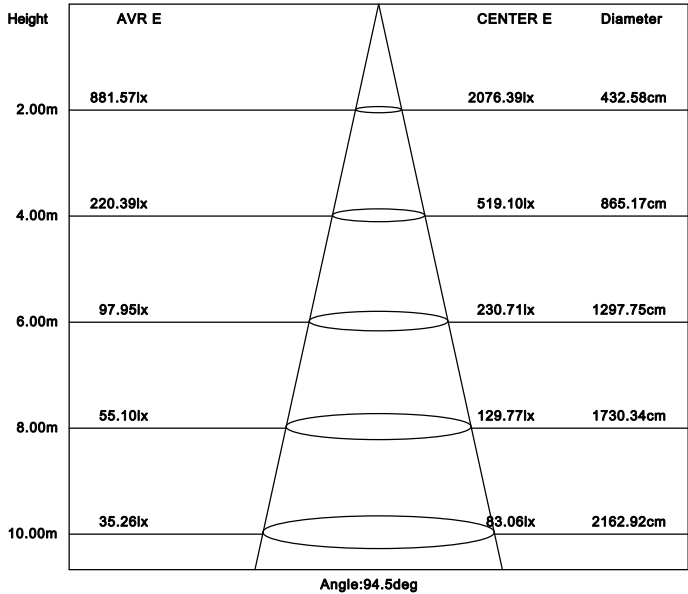
TOTAL FLUX: 17092 lm

Efficiency: 139.86 lm/W

Test: U: 220.8V I: 0.568A P: 122.1W PF: 0.974



NAME: gas station light	TYPE:gas station light	WEIGHT:
SPECIFICATION:	DIMENSION:	SERIAL No.LU-CL120



Packing



Model	QTY/CTN	N.W./PCS(kg)	G.W./CTN(kg)	Carton(cm)
LU-CL120	1	6.2	7.2	47*45*16